

WALL MOUNTED C SERIES



BOREAS C series wall mounted cabinets; serve the purpose of small or medium-sized network installation. Maximizing the load capacity and strength of the cabinet, the main carcass profiles riveted to the upper and lower frames of the cabinet's steel structure. Mounting rails can be adjusted along the depth of the cabinet as per your needs. The wall-mountable structure increases functionality and provides multiple solutions in small areas. In addition to heavy-duty structure, metal frame and glass front door completes elegant and aesthetic visuality.



Colour Options

RAL7035 Light Gray

RAL9005 Black



Easy Assemble

Due to the easily removable rear door; installation and assembling of the cabinet can be done easily on the ground or mounting areas. After completion of assembling, the cabinet could be easily mounted.



Structure

Maximizing the load capacity and strength of the cabinet, the main carcass profiles riveted to the upper and lower frames of the cabinet's steel structure.

Size Options

With two different depth dimensions (450mm - 600mm) and 5 different U height options (7U - 9U - 12U - 16U - 20U), with 10 different size options, C series provides solutions for all kinds of needs about optimum volume and cost.





Front Door

Front door model is full-length glass door with metal frame; 4mm smoked, tempered and high fracture resistance with cam lock. Front glass door with spring-loaded hinge system allows changing opening direction when required without any use of tools.

Ventilation

Two ventilation holes on the top cover allow to passive ventilation by convection when the fan module is not assembled and active ventilation when the fan module is assembled.

Cable Entry

3 way cable access provided by the cable entry holes on the rear panel, top and bottom sheet.

Side Panels

Easily removable side panels with cam lock provide quick access to inside enclosure.





Rear Door

There are mounting holes on the rear panel of the cabinets that can be used as fixing pattern. Due to this feature, cabinets could be fixed to the wall easily. After fixing the rear panel to the wall, the cabinet to be hanged over the rear panel. Rear panels are mechanically screwed to the main module from top and bottom by two screws for each.

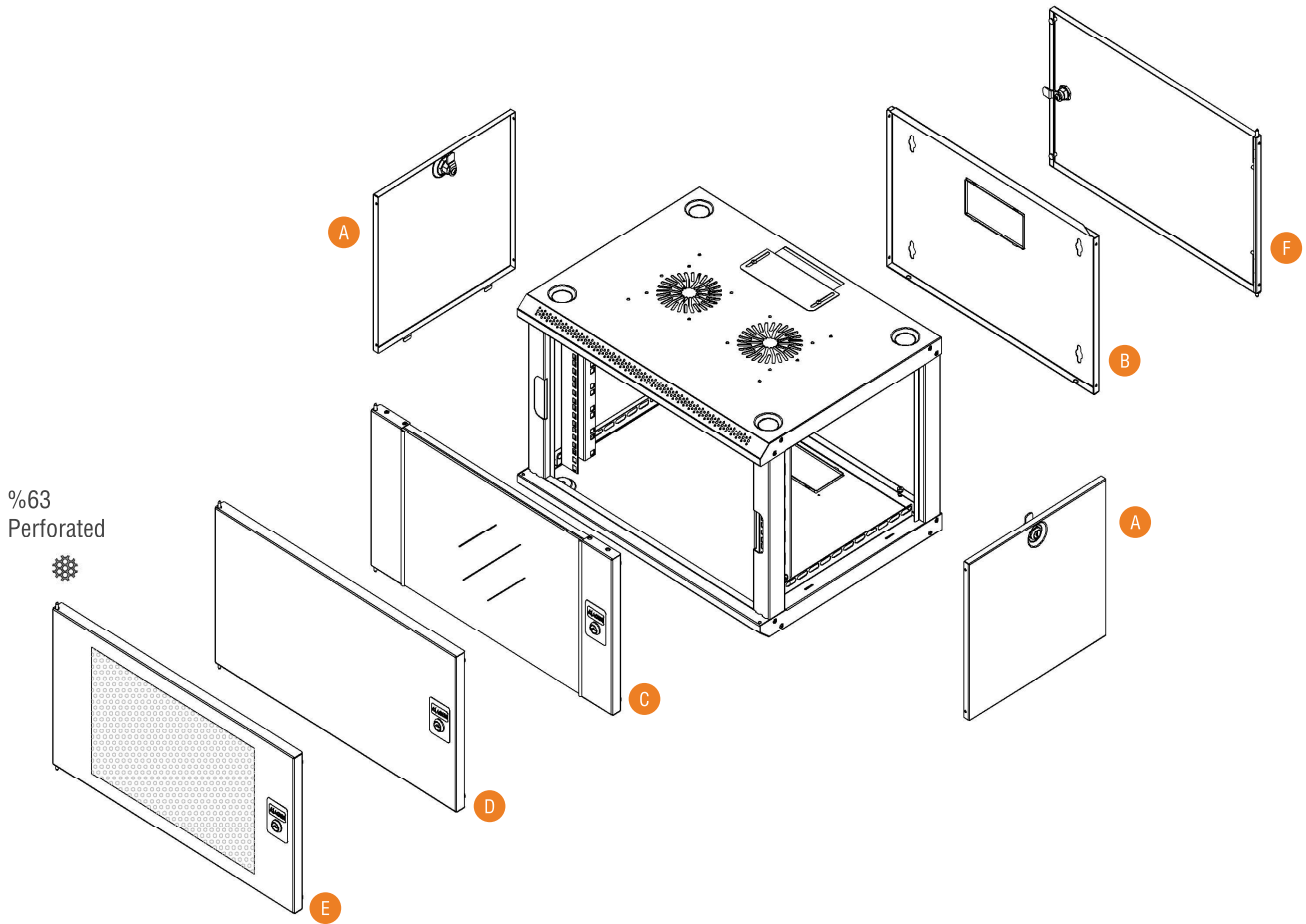
Multiple Access

By the ability of 3 ways Access of C series; assembly, maintenance and repair can be done easily.

U Numbering

U numbering is printed with serigraphy to the mounting rails of the cabinet which helps to index of the devices housed in the cabinet.





BR	DTC	07U	60	45	C1	C	B	A	A	A	X1
1	2	3	4	5	6	7	8	9	10	11	12

1. Company product coding system's initial character is BR that stands for BOREAS.

2. Product Series Code. DTC stands for C Series Wall Mounted.

3. Numeric Character defining the height of the cabinet. Depending on model differences, between 07 to 20 height variety available. U Height Alphanumeric Notation is fixed, not editable. 1U is 44.45mm.

4. The First two Digits of the width information. 60 for W:600mm cabinets.

5. The First two Digits of the depth information, 45 for D:450mm cabinets, 60 for D:600mm cabinets.

6. Colour Codes. C1 for Light Gray RAL 7035. C2 for Black RAL 9005.

7. Front door variation number.*

8. Rear door variation number*

9. Right Side Panel variation number.*

10. Left Side Panel variation number..

11. Version information. A- Standart version. The version is changed alphabetically when any alteration made to the cabinet

12. Indicate how the cabinets' shipped. X1 for assembled, X2 for flat pack.

Wall Type C Series DOOR Options

A Single Opening, Flat Shaped, Solid Metal, Snap Locking and Single Point Locking with Barrel Lock, Panel.

B Single Opening, Flat Shaped, Solid Metal, Snap Locking and screwed, Panel

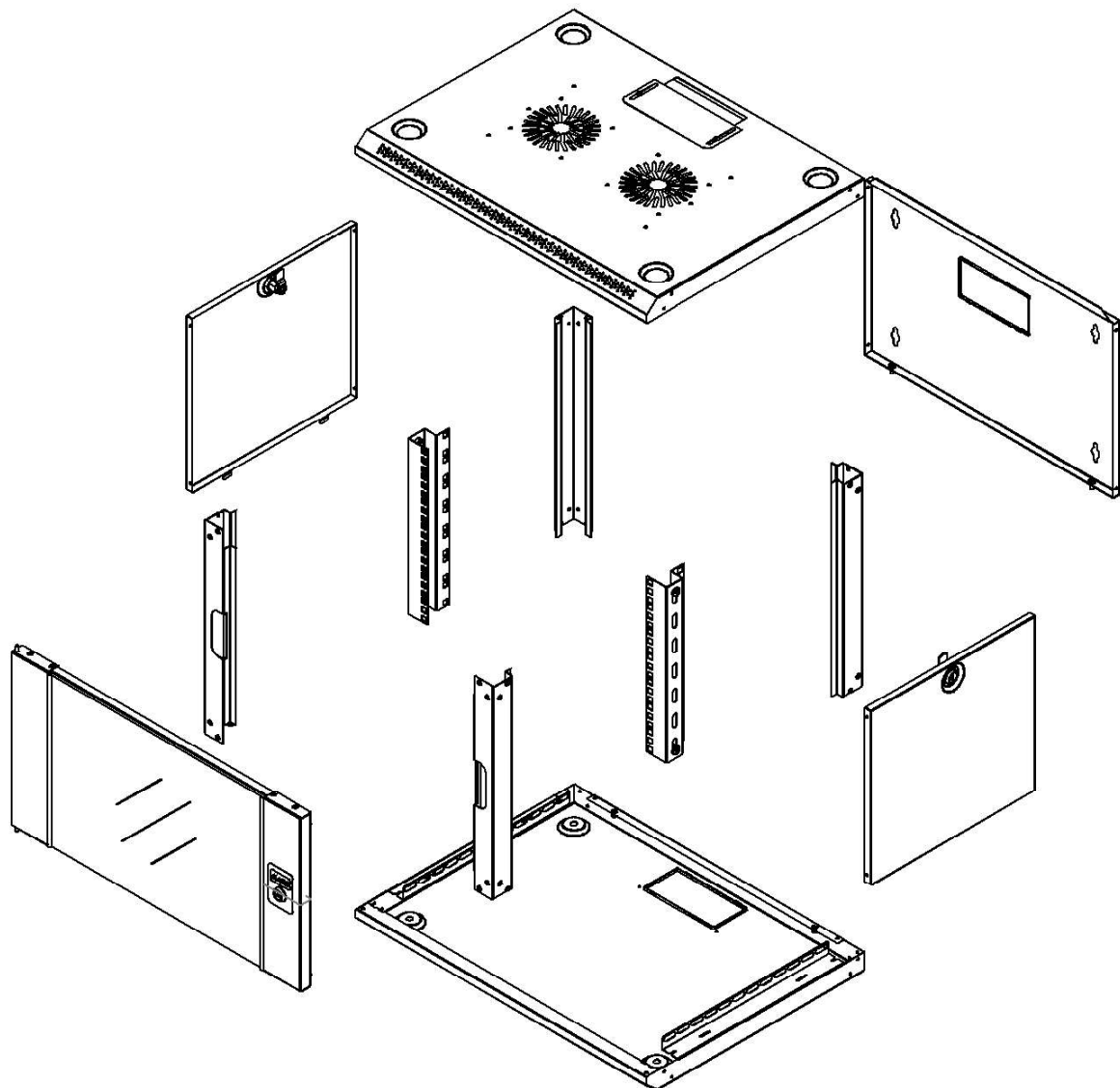
C Single Opening, Flat Shaped, Glass Front Door with Side Frame, Single Point Locking with Barrel Lock

D Single Opening, Flat Shaped, Solid Metal Front Door, Single Point Locking with Barrel Lock

E Single Opening, Flat Shaped, Complete Framed 63% Perforated, Metal Front Door, Single Point Locking with Barrel Lock

F Single Opening, Flat Shaped, Solid Metal Rear Door, Single Point Locking with Barrel Lock

* YOU CAN CHECK THE DOOR OPTIONS FOR DOOR AND PANEL VARITIONS...

**Material**

- 1.2 mm DKP
- 0.8 mm DKP

IP Classification

- As a standard IP20
- IP40 when solid metal panel applied for all access

Color Options

- RAL9005 Black
- RAL7035 White

Loading Capacity

- Recommended up to 80 kg

Doors

- Door options are available.
- Single point locking system
- Doors can be opened to 236 degree.
- Doors can be opened to left or right direction

Mounting Rails

- 19" Mounting rails; adjustable in depth of the cabinet
- 1.5mm DX51D+Zn275 galvanic

Side Panels

- Locking system is available,
- Side panels are removable.

Bottom

- PVC cable entry cover is available.

Rear Door

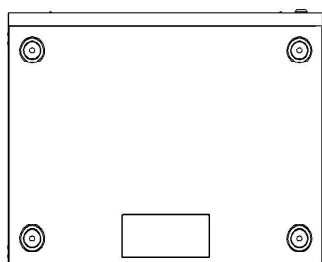
- PVC cable entry cover is available
- Rear door can be use as mounting pattern.
- Rear door options are available

Ground contact

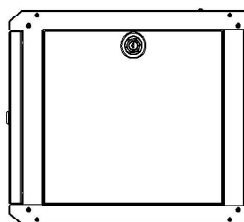
- Levelling feet options are available

Top Sheet

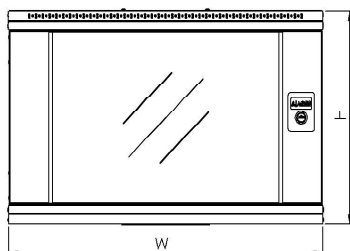
- Sliding cable entry is available.



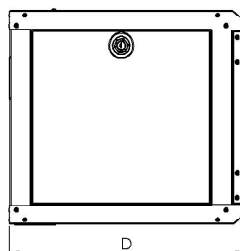
Bottom View



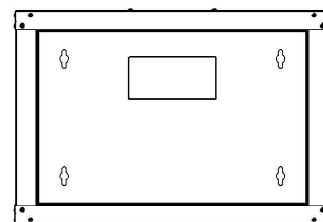
Side View



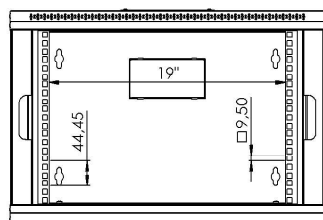
Front View



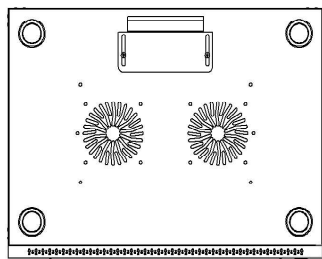
Side View



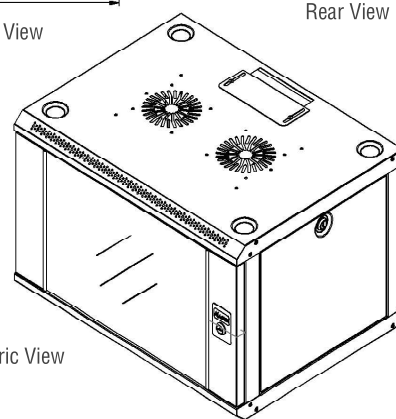
Rear View



Front View Without Door



Top View



Isometric View

19" BOREAS Wall Mounted C Series

Product Code	Product Description	Height Size in (U)	Width(W) (Mounting - Railier)(mm)	Width(W) (mm)	Depth (D) (mm)	Height (H) (mm)	Weight (Net) (kg)	Weight (Gross)(kg)
BR-DTC04U6045CC-0000-A-XX	04U 19" BOREAS C Series Wall Mounted Cabinet W=600mm D=450mm	4U	19"	600	450	220	15	16
BR-DTC07U6045CC-0000-A-XX	07U 19" BOREAS C Series Wall Mounted Cabinet W=600mm D=450mm	7U	19"	600	450	385	18	19
BR-DTC09U6045CC-0000-A-XX	09U 19" BOREAS C Series Wall Mounted Cabinet W=600mm D=450mm	9U	19"	600	450	474	21	22
BR-DTC12U6045CC-0000-A-XX	12U 19" BOREAS C Series Wall Mounted Cabinet W=600mm D=450mm	12U	19"	600	450	607	26	27
BR-DTC16U6045CC-0000-A-XX	16U 19" BOREAS C Series Wall Mounted Cabinet W=600mm D=450mm	16U	19"	600	450	785	32	34
BR-DTC20U6045CC-0000-A-XX	20U 19" BOREAS C Series Wall Mounted Cabinet W=600mm D=450mm	20U	19"	600	450	963	38	40
BR-DTC04U6060CC-0000-A-XX	04U 19" BOREAS C Series Wall Mounted Cabinet W=600mm D=600mm	4U	19"	600	600	220	18	19
BR-DTC07U6060CC-0000-A-XX	07U 19" BOREAS C Series Wall Mounted Cabinet W=600mm D=600mm	7U	19"	600	600	385	21	22
BR-DTC09U6060CC-0000-A-XX	09U 19" BOREAS C Series Wall Mounted Cabinet W=600mm D=600mm	9U	19"	600	600	474	24	25
BR-DTC12U6060CC-0000-A-XX	12U 19" BOREAS C Series Wall Mounted Cabinet W=600mm D=600mm	12U	19"	600	600	607	29	30,5
BR-DTC16U6060CC-0000-A-XX	16U 19" BOREAS C Series Wall Mounted Cabinet W=600mm D=600mm	16U	19"	600	600	785	35	36,5
BR-DTC20U6060CC-0000-A-XX	20U 19" BOREAS C Series Wall Mounted Cabinet W=600mm D=600mm	20U	19"	600	600	963	42	43,5
BR-DTC22U6060CC-0000-A-XX	22U 19" Boreas C series Wall Mounted Cabinet W=600mm D=600mm	22U	19"	600	600	1052	46	47

CC= Colour Code, C1 White RAL 7035, C2 Black RAL 9005, during order please specify the colour choice
Please consider when used levelling feet 30mm add to Height, in castor add 80mm
0000 = Please check the Door Options page
XX = X1 for pre-assembled, X2 for flat pack